



### District Report Card: 2017


<b>State:</b> Rajasthan	<b>District:</b> Jaisalmer
<b>Class:</b> 8	<b>Subject:</b> Language
<b>Schools:</b> 50	<b>Students:</b> 1082


### Participation/Coverage


#### Students

<div>GENDER</div> <div></div>	Boys		Girls	
	Number	%	Number	%
	626	57.86	456	42.14

<div>AREA</div> <div></div>	Rural		Urban	
	Number	%	Number	%
	992	91.68	90	8.32

<div>CATEGORY</div> <div></div>	SC		ST		OBC		GEN	
	Number	%	Number	%	Number	%	Number	%
	215	19.87	72	6.65	415	38.35	380	35.12

<div>CWSN</div> <div></div>	LD	VI	HI	S&LD	ID	Oth
	3	1	1	2	1	4

<div>Management</div> <div></div>	Government		Government-aided	
	Number	%	Number	%
	1082	100.00	0	0.00

### Average Performance of Students in Language (%)

Overall	Gender		Area		Management		Social Group			
	Male	Female	Rural	Urban	Govt.	Aided	SC	ST	OBC	GEN
70.49	71.40	69.24	70.17	73.93	70.49	0.00	70.05	70.09	67.39	74.19

## Performance on Learning Outcomes (LOs)

Learning Outcomes	Description	Average Performance(%)
L813	Read textual/non-textual materials with comprehension and identifies the details, characters, main idea and sequence of ideas and events while reading	70.49

Range of Performance of Students who Answered Correctly							
Below 30%		30% - 50%		50% - 75%		Above 75%	
Number	%	Number	%	Number	%	Number	%
64	5.91	125	11.55	395	36.51	498	46.03

## Lowest Performing Learning Outcomes (LOs)

1 - Read textual/non-textual materials with comprehension and identifies the details, characters, main idea and sequence of ideas and events while reading (70.49)